



PRODUCT LIST

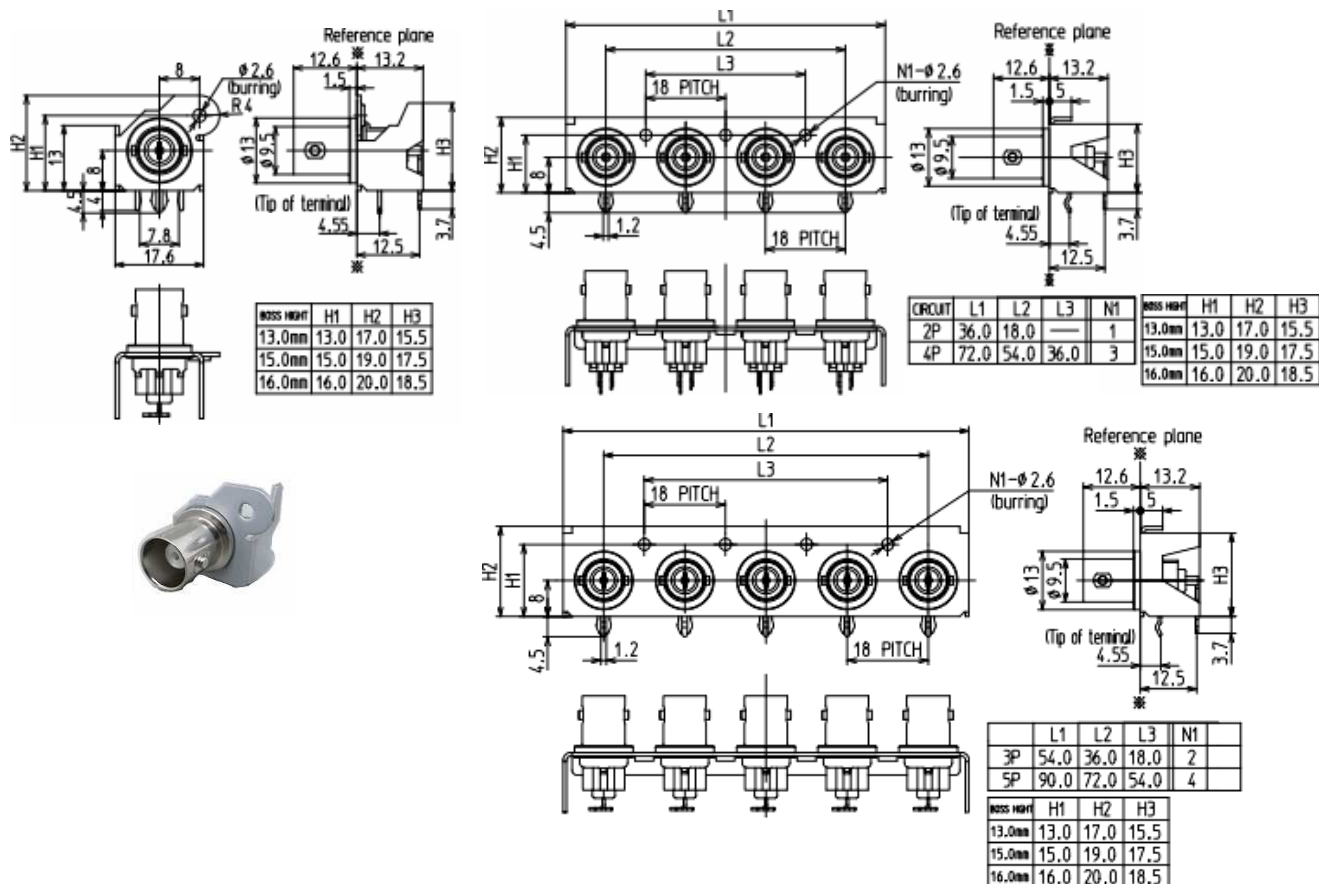
● BNC CONNECTOR

		CIRCUIT	BOSS HIGHT					
			13.0mm	15.0mm	16.0mm	13.0mm	15.0mm	16.0mm
			WITHOUT SW			WITH SW		
① RIGHT ANGLE		1P	—	YKC31-0155	—	—	YKC31-0193	—
		2P	—	—	YKC31-0156	—	—	YKC31-0165
		3P	YKC31-0157	—	—	—	—	—
		4P	YKC31-0158	—	—	YKC31-0194	—	—
		5P	—	—	YKC31-0159	—	—	—
② VERTICAL		1P	—	YKC31-0160	—	—	YKC31-0173	—
		2P	—	—	YKC31-0161	—	—	YKC31-0170
		3P	YKC31-0162	—	—	YKC31-0172	—	—
		4P	YKC31-0163	—	—	YKC31-0167	—	—
		5P	—	—	YKC31-0164	—	—	YKC31-0171

## ● BNC CONNECTOR

### ①-1 RIGHT ANGLE - WITHOUT SW

#### ENGINEERING DRAWING



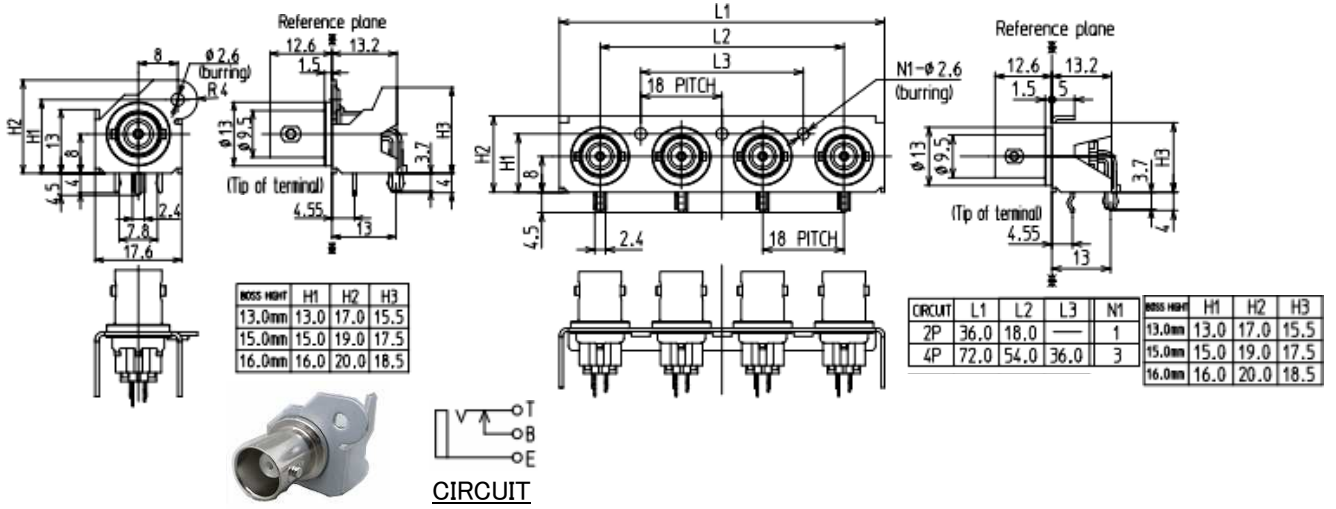
SPECIFICATION	PRACTICAL TEMPERATURE RANGE	-25~ +70°C
	PRESERVATION TEMPERATURE RANGE	-40~ +70°C
	RATED VOLTAGE CURRENT	DC 20V、DC 500mA
	INSULATION RESISTANCE	1000MΩ MIN (DC 500Vにて)
	WITHSTAND VOLTAGE	AC 1.5kV (1 MINUTE: CONTACT-CONTACT)、AC 500V (1 MINUTE: CONTACT-SW)
	CONTACT RESISTANCE	30mΩ MAX
	MATERIAL	MOLD: PP or POM、DIECAST CAP: ZDC2 (Ni PLATING) TERMINAL: COPPER ALLOY (Sn PLATING)、CHISSIS: STEEL (Zn PLATING)

	BOSS HIGHT			REFERENTIAL DIMENSIONS OF PC BOARD HOLES									
	13.0mm	15.0mm	16.0mm										
1P	—	YKC31-0155	—	<p>DIP SIDE VIEW</p>									
EVEN NUMBER	2P	—	YKC31-0156	<p>DIP SIDE VIEW</p> <table border="1"> <thead> <tr> <th>CIRCUIT</th> <th>L2</th> <th>N2</th> </tr> </thead> <tbody> <tr> <td>2P</td> <td>18.0</td> <td>—</td> </tr> <tr> <td>4P</td> <td>54.0</td> <td>2</td> </tr> </tbody> </table>	CIRCUIT	L2	N2	2P	18.0	—	4P	54.0	2
CIRCUIT	L2	N2											
2P	18.0	—											
4P	54.0	2											
	4P	YKC31-0158	—										
ODD NUMBER	3P	YKC31-0157	—	<p>DIP SIDE VIEW</p> <table border="1"> <thead> <tr> <th></th> <th>L2</th> <th>N2</th> </tr> </thead> <tbody> <tr> <td>3P</td> <td>36.0</td> <td>1</td> </tr> <tr> <td>5P</td> <td>72.0</td> <td>3</td> </tr> </tbody> </table>		L2	N2	3P	36.0	1	5P	72.0	3
	L2	N2											
3P	36.0	1											
5P	72.0	3											
	5P	—	YKC31-0159										

## ● BNC CONNECTOR

### ①-2 RIGHT ANGLE - WITH SW

ENGINEERING DRAWING

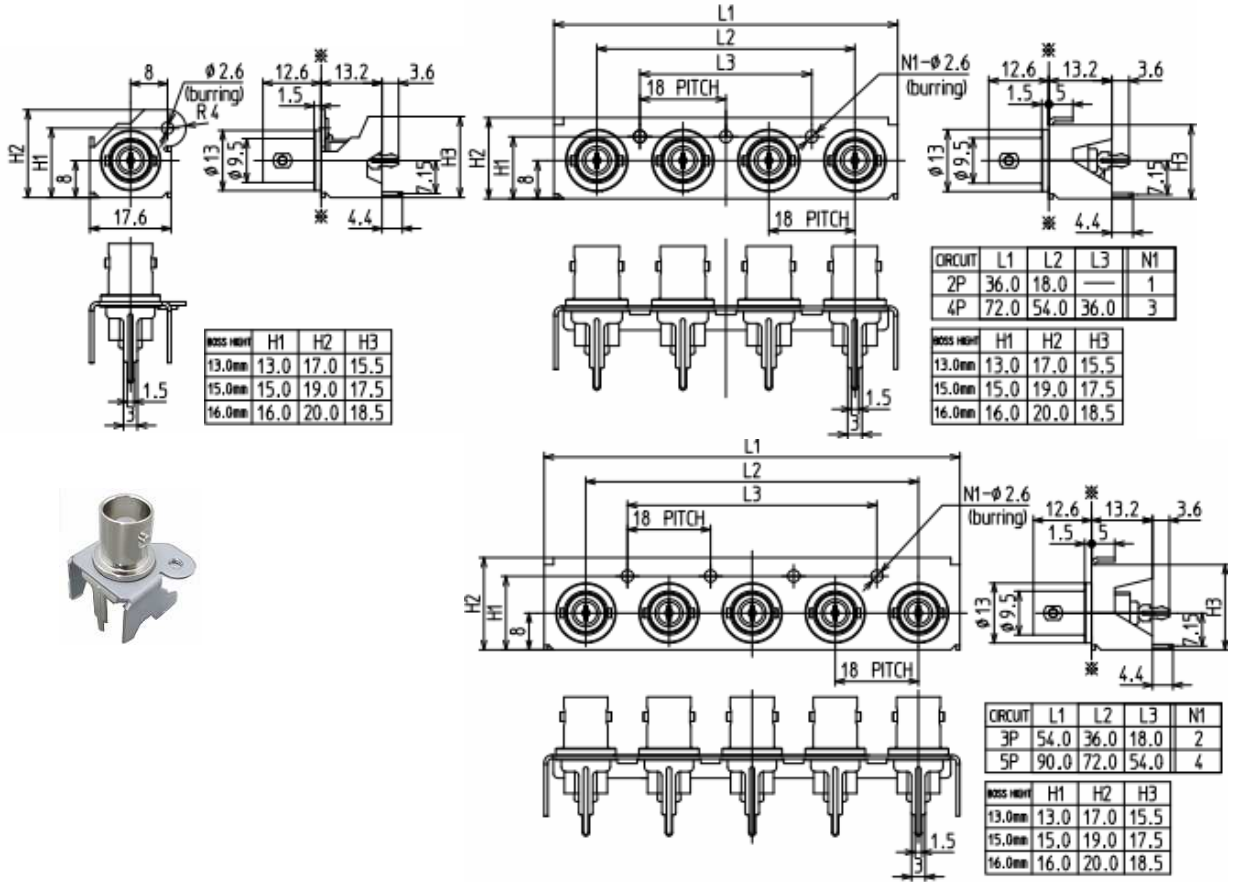


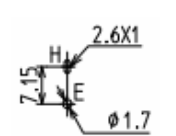
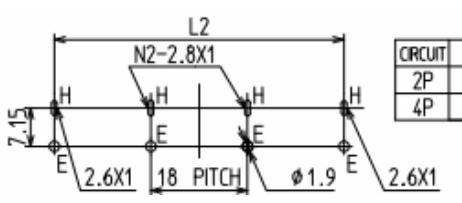
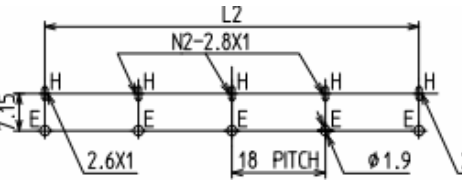
		BOSS HEIGHT			REFERENTIAL DIMENSIONS OF PC BOARD HOLES						
		13.0mm	15.0mm	16.0mm							
1P	—	—	YKC31-0193	—	<p>DIP SIDE VIEW</p>						
EVEN NUMBER	2P	—	—	YKC31-0165	<p>DIP SIDE VIEW</p> <table border="1"> <thead> <tr> <th>CIRCUIT</th> <th>L2</th> </tr> </thead> <tbody> <tr> <td>2P</td> <td>18.0</td> </tr> <tr> <td>4P</td> <td>54.0</td> </tr> </tbody> </table>	CIRCUIT	L2	2P	18.0	4P	54.0
	CIRCUIT	L2									
2P	18.0										
4P	54.0										
	4P	YKC31-0194	—	—							

## ● BNC CONNECTOR

### ②-1 VERTICAL - WITHOUT SW

#### ENGINEERING DRAWING



		BOSS HEIGHT			REFERENTIAL DIMENSIONS OF PC BOARD HOLES												
		13.0mm	15.0mm	16.0mm													
	1P	—	YKC31-0160	—	<p>DIP SIDE VIEW</p> 												
EVEN NUMBER	2P	—	—	YKC31-0161	<p>DIP SIDE VIEW</p>  <table border="1"> <thead> <tr> <th>CIRCUIT</th> <th>L2</th> <th></th> <th>N2</th> </tr> </thead> <tbody> <tr> <td>2P</td> <td>18.0</td> <td></td> <td>—</td> </tr> <tr> <td>4P</td> <td>54.0</td> <td></td> <td>2</td> </tr> </tbody> </table>	CIRCUIT	L2		N2	2P	18.0		—	4P	54.0		2
	CIRCUIT	L2		N2													
2P	18.0		—														
4P	54.0		2														
	4P	YKC31-0163	—	—													
ODD NUMBER	3P	YKC31-0162	—	—	<p>DIP SIDE VIEW</p>  <table border="1"> <thead> <tr> <th>CIRCUIT</th> <th>L2</th> <th></th> <th>N2</th> </tr> </thead> <tbody> <tr> <td>3P</td> <td>36.0</td> <td></td> <td>1</td> </tr> <tr> <td>5P</td> <td>72.0</td> <td></td> <td>3</td> </tr> </tbody> </table>	CIRCUIT	L2		N2	3P	36.0		1	5P	72.0		3
	CIRCUIT	L2		N2													
3P	36.0		1														
5P	72.0		3														
	5P	—	—	YKC31-0164													